

Autosolar Energía del Perú S.A.C

Carretera Panamericana Sur KM 29.5 Megacentro, Unidad I-6, Lurin
Referencia: Frente a Campomar, entrada al Megacentro altura Puente VIDU
Teléfono: 017154357
autosolar@autosolar.pe
R.U.C: 20602492118

CIENCIA INTERNACIONAL
AV. REPUBLICA DE PANAMA NRO. 5768 URB. SAN ANTONIO
MIRAFLORES
LIMA
CIENCIA INTERNACIONAL

DOCUMENTO	NÚMERO	PÁGINA	FECHA
Presupuesto	1 012788	1	01/09/2021

CLIENTE	R.U.C.	AGENTE	TIPO DE PAGO	VALIDEZ DE LA OFERTA
19667	20137290180	3 antony.otero@autosolar.pe - Cel 993943927	Contado	1 Mes, salvo cambio de tarifa

GARANTÍA DE UN AÑO EN LOS EQUIPOS OFERTADOS

CÓDIGO	DESCRIPCIÓN	CANTIDAD	PRECIO UD.	SUBTOTAL	DTO.	TOTAL
1708046	Batería AGM 250Ah 12V Tensite	3	1.315,30	3.945,90		3.945,90

TIPO	IMPORTE	DESCUENTO	PRONTO PAGO	PORTES	FINANCIACIÓN	BASE	I.G.V	R.E.
18,00 10,00 4,00	3.945,90					3.945,90	710,26	

COMPRAS A PARTIR DEL MEDIODIA SERAN PROCESADAS AL DIA SIGUIENTE
GARANTIA DE TRANSPORTE A PROVINCIA SOLO POR LAS EMPRESAS:

MARVISUR - SHALOM - OLVA COURIER

NO INCLUYE ENVÍO A OTRAS AGENCIAS NI INSTALACION, SALVO SE INDIQUE EN LA COTIZACIÓN

NO DEPOSITAR EN EFECTIVO PARA EVITAR SOBRECOSTES

TOTAL: 4.656,16 S/.

TIPO DE MONEDA: SOLES

PARA DOLARES: TIPO DE CAMBIO 3,65

Firmado Autosolar



DATOS BANCARIOS EN SOLES

INTERBANK: 6373001500225 / CCI: 00363700300150022563

BCP: 1942448005022 / CCI: 00219400244800502298

BBVA: 001103970100013290 / CCI: 011397000100013290-70



CHARACTERISTICS



Compact size ideal for any type of use.

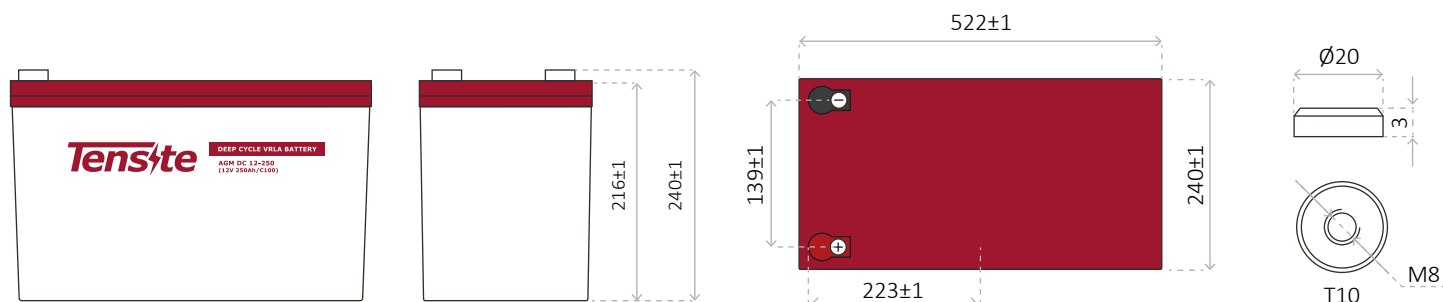


Great performance due to its Deep Cycle technology.



Perfect to use as accumulator in photovoltaic installations.

DIMENSIONS



AGM DEEP CYCLE BATTERY 12V 250 AH

DEEP CYCLE SERIES BATTERY

DC series VRLA batteries are superior Deep Cycle design with thick plates, high-density active materials and slightly stronger electrolyte, which can withstand repeated deep cyclic applications. Deep Cycle series batteries are the special design batteries with 10 years floating design life at 25°C. Meet with IEC, BS, JIS and Eurobat standard, UL(MH62092), CE approved.



APPLICATION

- Emergency Power System
- Communication equipment
- Telecommunication systems
- Uninterruptible power supplies
- Power tools
- Marine equipment
- Medical equipment
- Solar and wind power system

GENERAL FEATURES

- Safety Sealing
- Non-spillable construction
- High power density
- Excellent recovery from Deep discharge
- Thick plates and high active materials
- Longer life and low self-discharge design

TECHNICAL SPECIFICATIONS

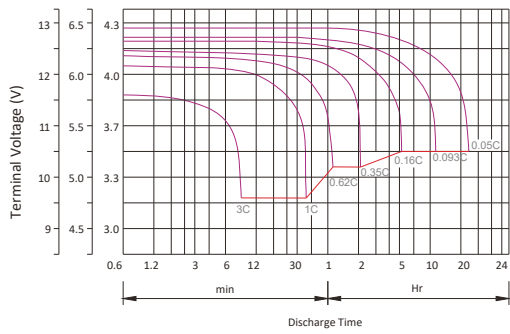
BATTERY MODEL	Nominal voltage			12V			
	Rated capacity (100 hour rate)			250Ah			
DIMENSION	Cells Per battery			6			
	Length 522 mm	Width 240 mm	Height 216 mm	Total Height 240 mm			
APPROX. WEIGHT	57.0 kg ± 3%						
CAPACITY @ 25°C	10 hour rate (12A, 10.8V) 200 Ah	5 hour rate (32A, 10.5V) 160 Ah	3 hour rate (50A, 10.2V) 150 Ah	1 hour rate (120A, 9.6V) 120 Ah			
	MAX. DISCHARGE CURRENT 2000 A (5 sec.)						
INTERNAL RESISTANCE	Full charged Vat 25°C: Approx. 2.1mΩ						
CAPACITY AFFECTED BY TEMP. (10 HR)	40°C 102%	25°C 100%	0°C 85%	-15°C 65%			
	After 3 months storage 91%		After 6 months storage 82%		After 12 months storage 64%		
SELF DISCHARGE @25°C	Cycle Use 14.1-14.4V (Initial charging current less than 27A)			Float Use 13.50-13.80V			
	Container BS (UL94-HB) / Flame retardant ABS (UL94-V0)	Electrolyte Sulfuric acid	Separator Fiber glass	Positive Lead dioxide	Negative Lead	Safety valve EPDR	Terminal Copper

BATTERY DISCHARGE TABLE

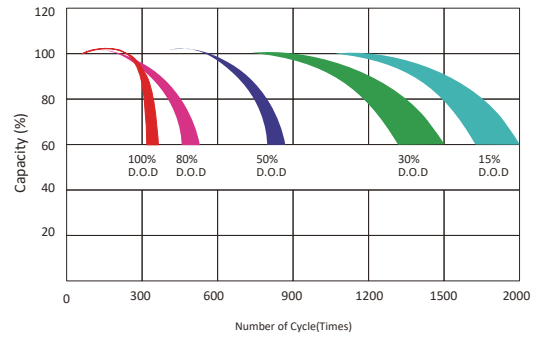
CONSTANT CURRENT (AMP) AND CONSTANT POWER (WATT) DISCHARGE TABLE AT 25 °C

F.V / TIME	5 min	10 min	15 min	30 min	1 hr	2 hr	3 hr	4 hr	5 hr	8 hr	10 hr	20 hr
9.60	A	641.0	422.0	340.0	228.0	120.0	70.0	51.4	40.0	33.0	23.4	21.0
	W	6611.0	4507.0	3648.0	2451.0	1296.0	769.0	572.0	450.0	375.0	268.0	131.9
10.20	A	620.0	381.0	320.0	218.0	112.8	66.8	50.0	39.0	32.4	22.8	20.6
	W	6626.0	4252.0	3585.0	2447.0	1276.0	770.0	579.0	453.0	378.0	267.0	129.0
10.50	A	600.0	341.0	280.0	204.0	109.2	65.2	48.8	38.4	32.0	22.6	20.2
	W	6554.0	3875.0	3198.0	2348.0	1265.0	756.0	569.0	449.0	375.0	266.0	130.0
10.80	A	578.0	321.0	260.0	188.0	105.6	63.6	47.6	37.8	31.2	22.0	20.0
	W	6490.0	3702.0	3000.0	2178.0	1229.0	745.0	561.0	446.0	369.0	261.0	128.6
11.10	A	559.0	301.0	240.0	168.0	102.0	62.0	46.0	36.8	30.4	21.4	19.0
	W	6339.0	3483.0	2798.0	1966.0	1200.0	733.0	546.0	438.0	363.0	256.0	123.6

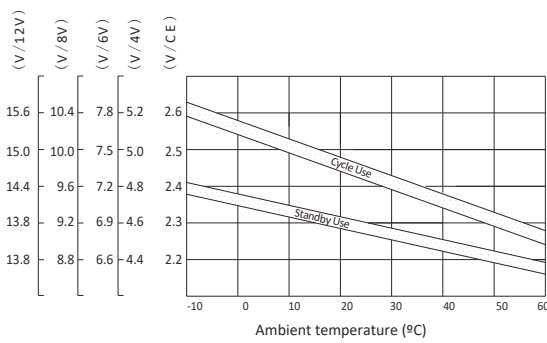
Discharge characteristic Curve



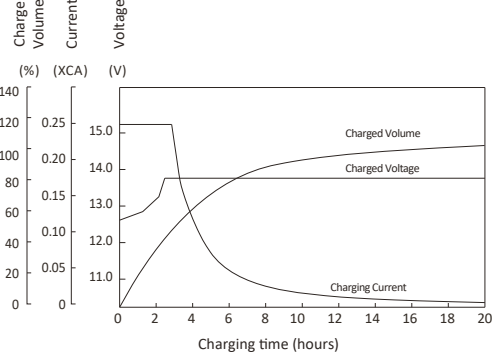
Cycle service life in relation to depth of discharge



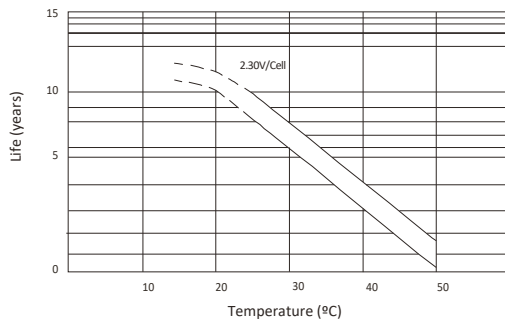
Relationship between charging voltage and temperature



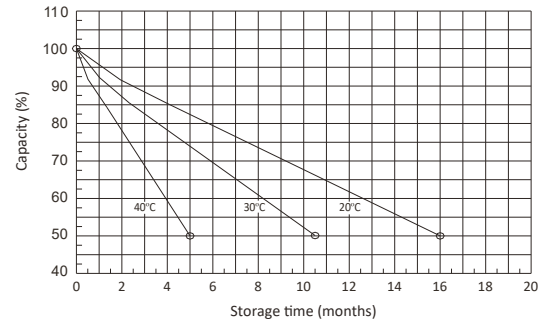
Constant voltage charging characteristic (0.25CA, at 25°C)



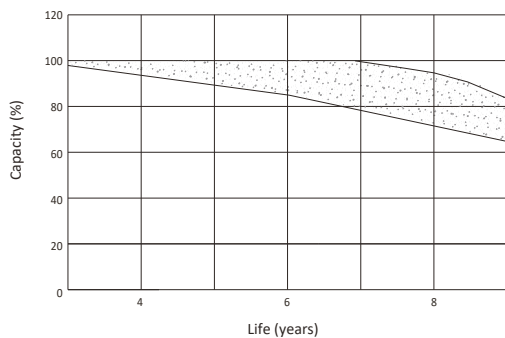
Temperature effects on float life



Self-discharge characteristic

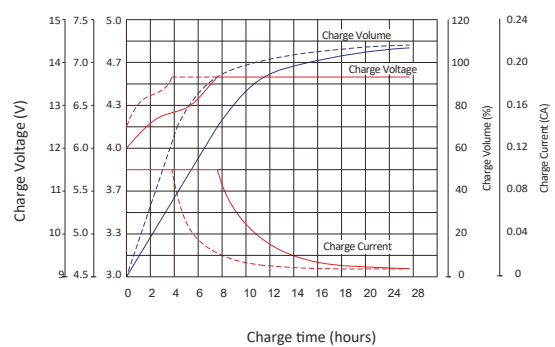


Life characteristics of standby use*



*Testing conditions:
Floating voltage 2.27 to 2.30V/Cell
Ambient temperature 25°C

Charge characteristic Curve for standby use**



**Discharge 100% (0.05CA 20h)
Charge 50% (0.05CA 10h)
Charge Voltage 2.275V/C
Charge Current 0.1CA
Temperature 25°C